




How to Draw: DETECTIVE BEANS!!

Wow!
Neat!



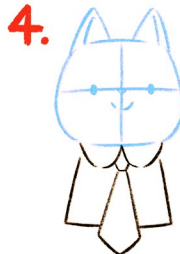
START WITH A
SQUISHED CIRCLE FOR
BEANS' HEAD.




ADD TWO TRIANGLES
FOR HIS EARS.



DRAW IN HIS EYES,
NOSE AND MOUTH.



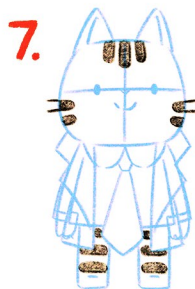
ADD HIS BODY, WITH
HIS COLLAR AND TIE.



ADD HIS STUBBY
ARMS AND LEGS.



DRAW IN HIS
DETECTIVE JACKET.



ADD HIS TABBY PATTERNS
AND WHISKERS.

all
Done!



COLOUR HIM IN.
TADA!



I look
pretty cool!